









Dear 2nd Grade Parents,

This year we will be using a colored "clip chart" to monitor our behavior and classroom choices. Your child will have a clip in each classroom that they will physically move up or down the chart, depending on their choices. Please keep in mind that your child may not move every single day! In order to move up, students must go above and beyond in their behavior choices. The chart below explains how the clip chart works.

 <p>Outstanding! On the Red Carpet</p>	Students who reach the red level will be rewarded for their positive choices, and receive a special certificate of recognition.
<p>Orange Great Job! Rave Review</p> 	Students who continue to make positive choices move up to the orange level. They are one step closer to having outstanding classroom behavior!
<p>Yellow Good Day! Solid Performance</p> 	Students who make positive choices will receive recognition as they move up the chart.
 <p>Green Ready to Learn!</p>	Everyone starts the day "Ready to Learn"! Students can "clip up" or "clip down" throughout the day depending on their behavior choices.
 <p>Blue Take 1 Think About it.</p>	Students who receive a warning will move to blue. This serves as a reminder to students to think about the choices they make.
 <p>Purple Take 2 Consequence</p>	Students who continue to make poor choices, will move to purple. This will result in a consequence this is usually losing 5 minutes of recess. A note will be sent home.
 <p>Pink Take 3 Parent Contact</p>	Students who move to red will miss recess 10 or more minutes of recess. Parents will be contacted will be contacted.
 <p>Grey Cut Off the Set</p>	Behavior continues or an automatic office referral such as fighting.

I believe that this system will be a positive way for students to monitor their choices and will give them behavior goals to strive for!